



FIRST FOCUS

Attitudes on Children's Health Care Programs & the Federal Budget

A National Survey



Jim Burton
Partner

March 21, 2013

12716



PUBLIC OPINION STRATEGIES



- **Public Opinion Strategies is pleased to present First Focus with the key findings of a national survey.**
- **The telephone survey was conducted among 800 likely voters, including 655 landlines and 145 cells, September 10-13, 2012. This study has a margin of error of plus or minus 3.46%.**
- **Jim Burton was the principal researcher on this project. Matt Jason was the project director and Cara Daniel provided analytical support.**



Federal Funding Areas

THINKING MORE ABOUT CONGRESS...

Funding Reduction Acceptability

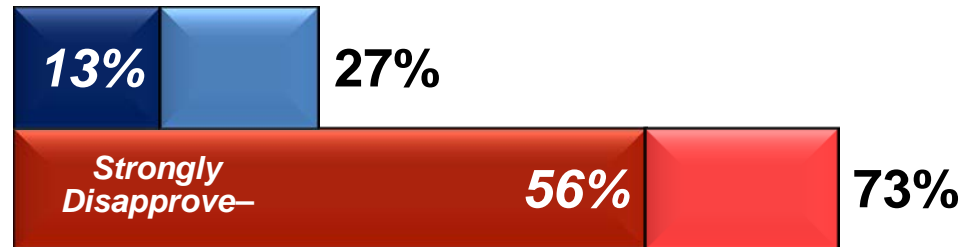
“In order to reduce the federal budget deficit, Congress is considering reducing funding to federal government programs. I’m going to read you a list of areas under consideration for cuts.

*For each one please tell me if you **approve** or **disapprove** of Congress reducing funding for that specific program or area.”*

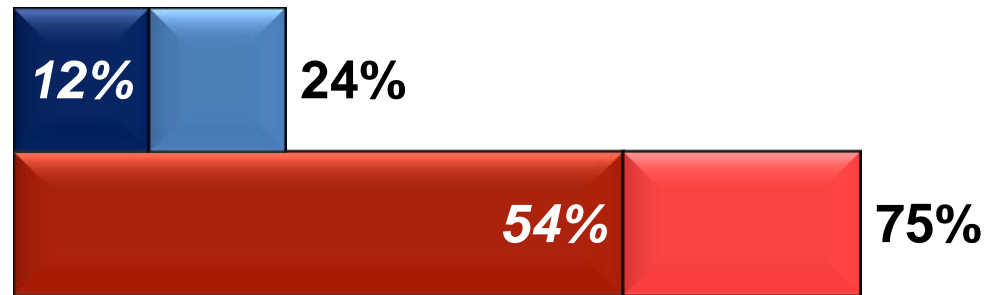
Intensity is all one sided—no to cuts in these programs.

Ranked By % Strongly Disapprove

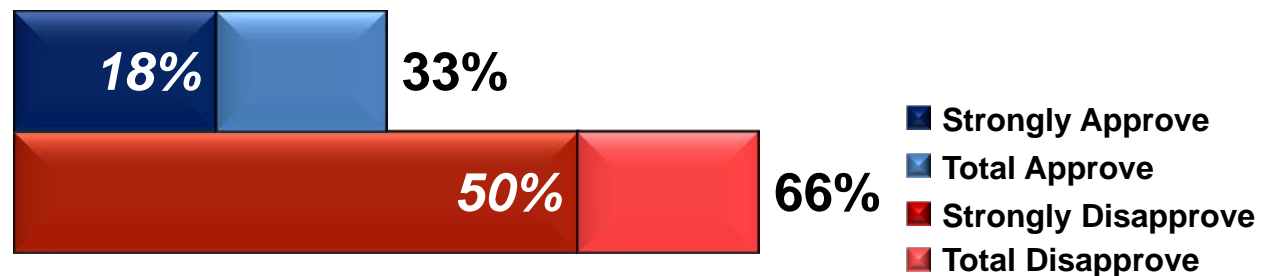
Medicaid, which provides health care to lower income seniors, the disabled, and children



Education programs aimed at kindergarten to twelfth grade



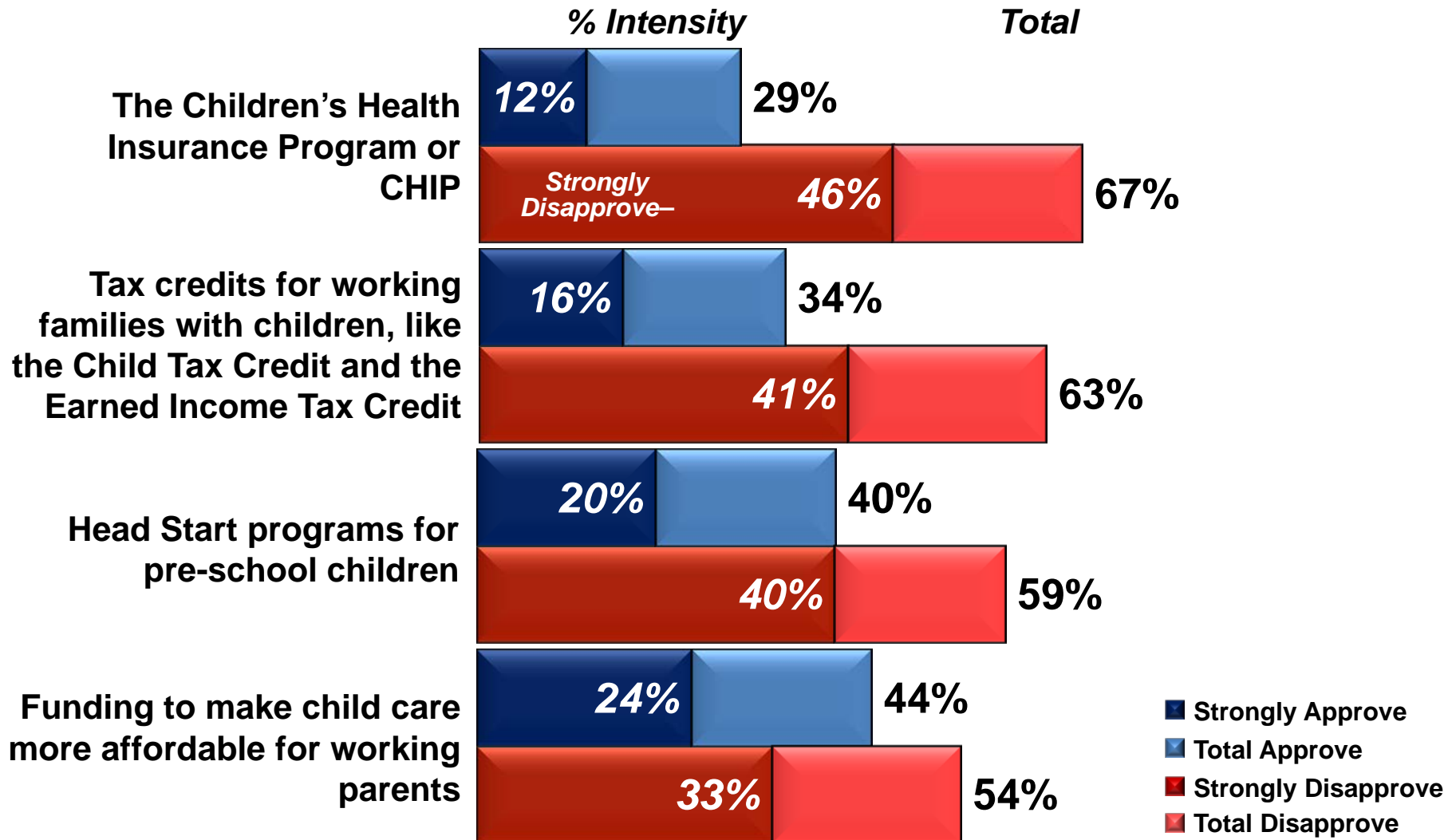
Programs to prevent child abuse and neglect



■ Strongly Approve
■ Total Approve
■ Strongly Disapprove
■ Total Disapprove

Bipartisan majorities opposed cuts to key children's initiatives.

Ranked By % Strongly Disapprove



Tea Party Supporters also rejected cuts to critical investments in children.

Funding Reduction Acceptability by Tea Partiers

	Tea Party	
	Approve	Disapprove
Programs to prevent child abuse & neglect	35%	64%
Medicaid	37%	62%
Education programs aimed at kindergarten to twelfth grade	42%	58%
Tax credits for working families with children	40%	56%

Fiscal conservatives also reject cuts to critical children's initiatives.

Funding Reduction Acceptability by Fiscal Conservatives

	Fiscal Conservatives	
	Approve	Disapprove
Head Start programs for pre-school children	44%	54%
Education programs aimed at kindergarten to twelfth grade	27%	72%
The Children's Health Insurance Program or CHIP	34%	61%

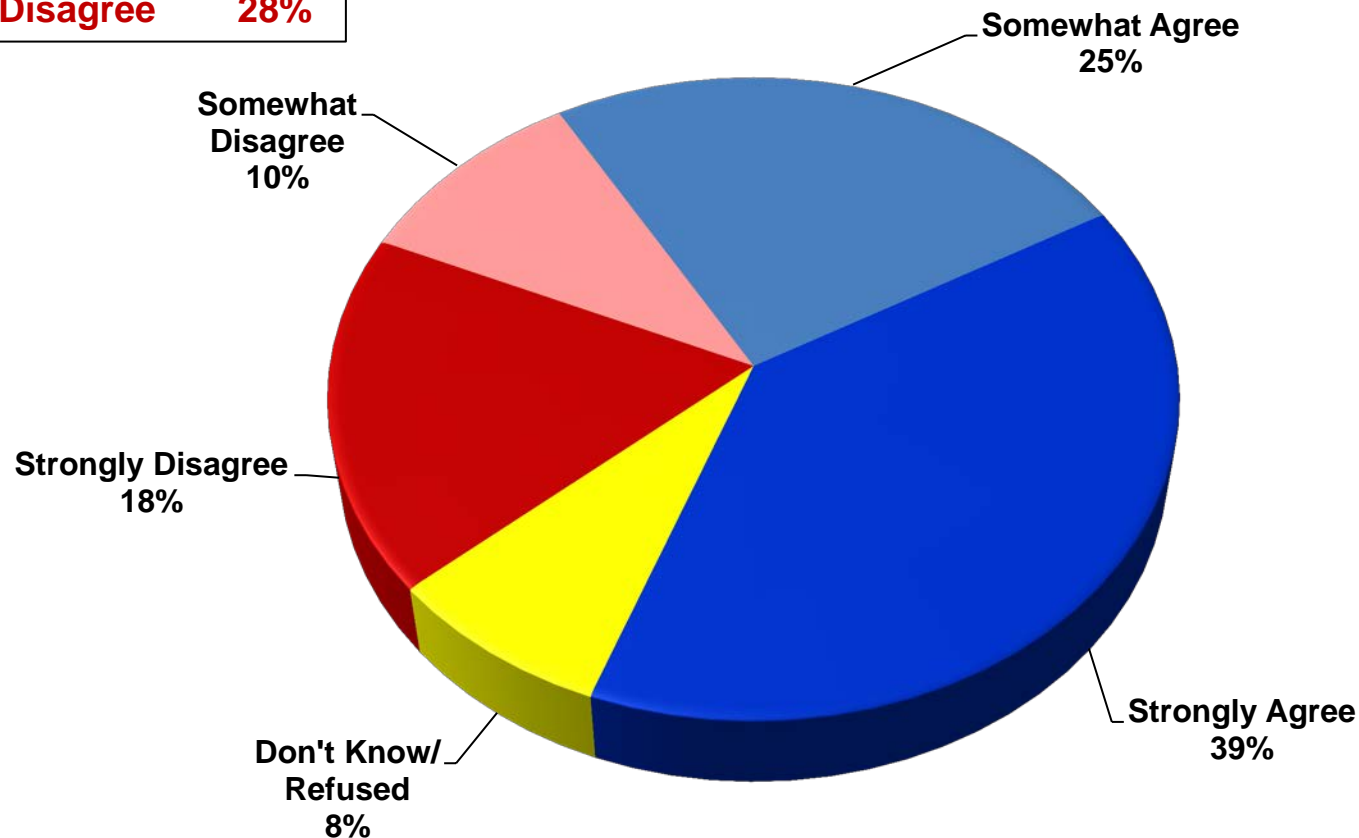
Fiscal conservatives are defined as voters very concerned about federal deficit.

Fiscal conservatives even agree that babies should be automatically be enrolled in health care.

"Please tell me if you agree or disagree with the following statement. Babies not covered by their parents health insurance at birth should automatically be enrolled in Medicaid or CHIP?"

Among Fiscal Conservatives

Total Agree	65%
Total Disagree	28%



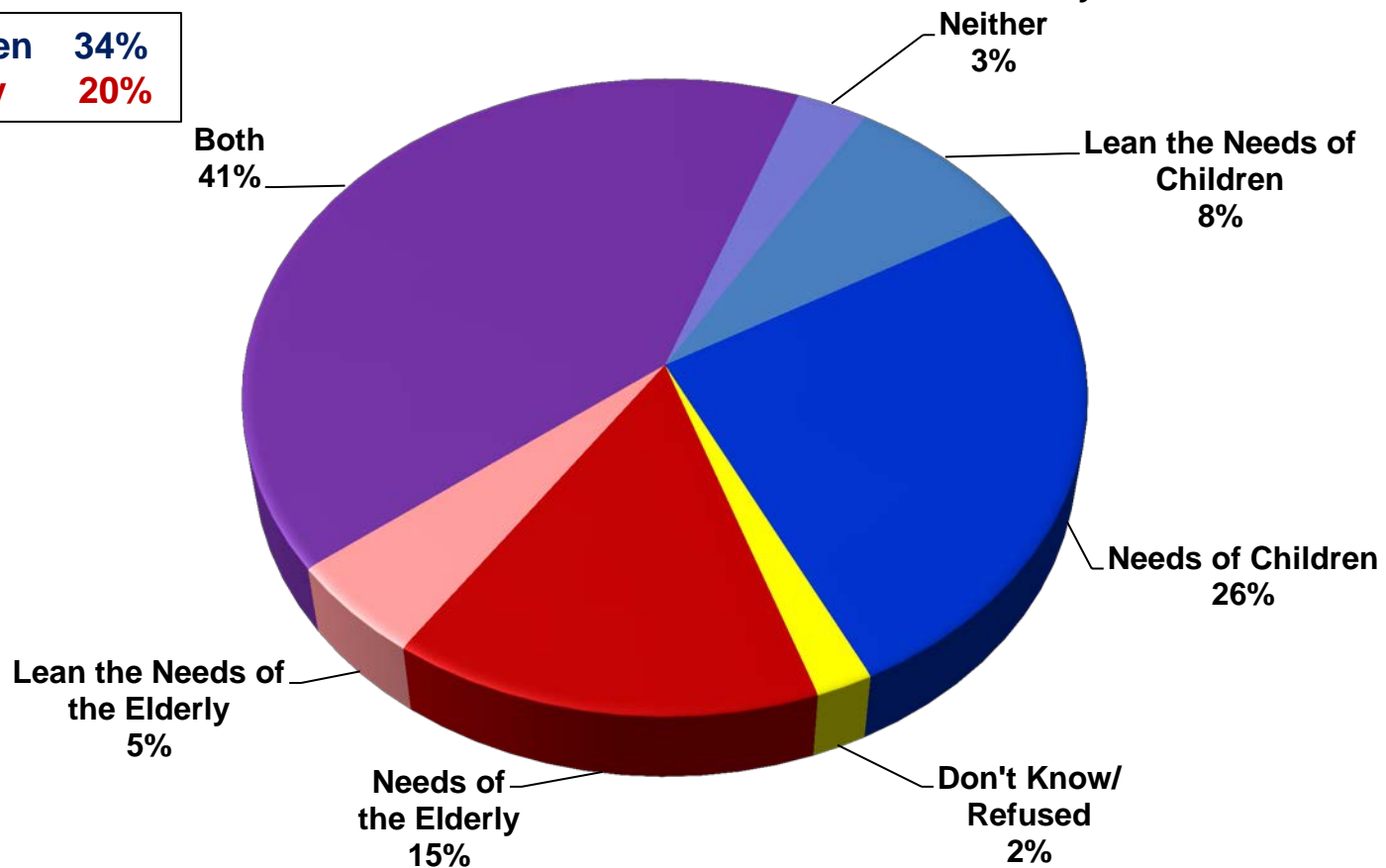


Budget Trade-Offs

A plurality don't want to make a choice between the elderly and children. But those who choose, choose children.

"Now, thinking about all of the priorities of the federal government and the budget, if you had to choose, do you think when making budget decisions the federal government should focus more on...the needs of children or the needs of the elderly?"

Total Children	34%
Total Elderly	20%



Top groups for the needs of children range across gender, income, education, age, and party breaks.

“Now, thinking about all of the priorities of the federal government and the budget, if you had to choose, do you think when making budget decisions the federal government should focus more on...the needs of children or the needs of the elderly?”

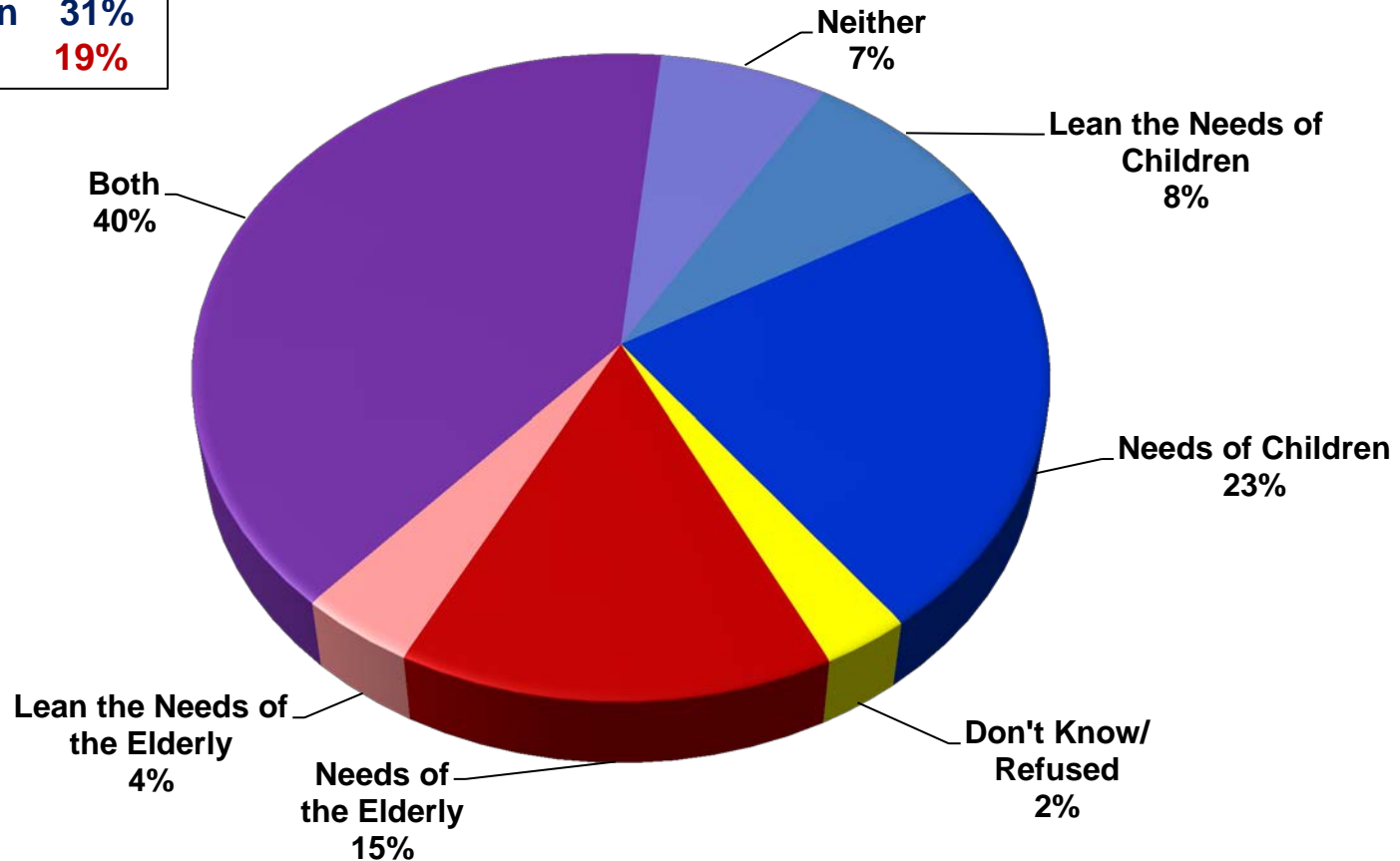
Total Children (34%)	
Hispanic	59%
Soft Democrat	52%
Millennials	50%
Children in K-5th Grade	49%
Children in Pre-K	49%
Generation X	45%
Moms	43%
Farm Belt	42%
Income: Under \$20K	42%
Rural	42%
Income: More Than \$100K	41%
Children At Home	40%
Income: \$40K-60K	39%
Republicans	39%
Men	38%
More Than College	38%
Women Less Than College	38%

Tea Partiers are a little more likely to choose children over the elderly.

“Now, thinking about all of the priorities of the federal government and the budget, if you had to choose, do you think when making budget decisions the federal government should focus more on...the needs of children or the needs of the elderly?”

Among Tea Partiers

Total Children	31%
Total Elderly	19%





Jim Burton, Partner
jim@pos.org

(703) 836-7655

214 N Fayette Street, Alexandria, VA 22314

